











Commonly Used Programs and Applications in Classlink

Please note that all of the programs listed below may not be used by your student. There may also be additional programs specific to your student's teacher that are not listed. Please reach out to the teachers if you have any questions.

To access all of the programs below please navigate to





<https://launchpad.classlink.com/cmcsd>

 PowerSchool	Powerschool provides access to student schedules and grade information.
 Zoom	Zoom is our district platform for live remote learning. Accessing this app will ensure that the student is logged in via CMCSS with the correct default settings. Once correctly logged in students can access teacher meetings via the link the teacher provides.
 Schools PLP	Schools PLP is a learning platform that allows students to complete learning activities, communicate with teachers, and complete assigned work and quizzes, all within one web location. When students log in they will first see any messages from their teacher. These messages must be acknowledged before they can access work. Once messages are read (or if there are none) students will see a home page that allows them to access each of their classes.
 Study Sync (McGraw Hill)	McGraw Hill Study Sync is the platform for Language Arts classes at the middle school level. Students will only use this app for their language arts class. It is an interactive learning platform that they can complete work within.
 Google Classroom	Google Classroom is a platform that allows teachers to communicate with students, assign work, post materials, and grade work. Many teachers use this in conjunction with PLP, Study Sync, etc. This program also has a parent communication feature. Ask your student's teacher for details.
 IXL	IXL is a review program that allows teachers to provide students with focused reviews of standards. Students are assigned work in this platform via a number and letter system in addition to teacher recommended work, that helps them identify exactly what to do.
 Performance Matters	Performance matters is a testing platform used by many of our teachers that allows for students to test online both at school and remotely.

 <p>Tech Help</p>	<p>The Tech Help app is where you will access the Student Work Order system if your student's computer has any issues and you need a technology staff member to repair it.</p>
 <p>GMail</p>	<p>Every CMCSS Student is provided with a secure email account that allows them to easily communicate with all school staff.</p>
	<p>There are many other apps your students will use based on the class they are in. Discovery Ed, Kahoot, Nearpod, BrainPop, and EdPuzzle are just a few of the most common. These provide a way for your student's teacher to make learning more interactive and engaging and all can be accessed via Classlink.</p>

Google Chrome Extensions

Google Chrome extensions help augment student learning by providing a specific function that the browser can't complete on it's own. The following are the most commonly used.

	<p>Chrome Extension Puzzle Piece - This is the control center for your extensions and is located to the right of the address bar in Google Chrome. You can access extensions within it and choose to pin those extensions to your browser.</p>
 <p>Kami</p>	<p>Kami is a tool that allows students to write on PDF's assigned by their teachers. This extension is not preinstalled. Access this link for directions: https://youtu.be/Zti4lgy4SgY</p>
 <p>Snap & Read</p>	<p>Snap and Read will read aloud or translate text on most sites. It is already installed on your student's laptop and can be found by clicking the puzzle piece. It must be toggled off and on as a tool. If it is blue, it's on. If it's gray, it's off.</p>
 <p>Co:Writer</p>	<p>Co:Writer works with Google Docs and helps provide predictive text while students right. It is already installed on your student's laptop and can be found by clicking the puzzle piece. It must be toggled off and on as a tool. If it is blue, it's on. If it's gray, it's off.</p>

If your student's Classlink has issue accessing an application, it may need to be reset. Here is a tutorial on how to do this: <http://lor.ad/7ekB>